

SPECIFICATION

SLIM- LED Flat Panel Light



Product Details



Application

- Office
- University/School
- Show room
- Library
- Hospital
- Exhibition Hall
- Supermarket

Features

- Ultra-thin 10mm
- Instant on/off, no noise/UV/light leak/shadow
- UL, CUL, DLC Premium certified
- Material: AL + PMMA
- IK06, IP40
- Global patent protection led source, projected lifespan>100,000hrs
- UL 0~10V dimmable driver
- 100lm/w, 130lm/w optional
- L80B50 Lifespan(Ta=25°C): 70,000hrs
- SDCM<4
- 5 years warranty

Temperature

Operating: -20 ~ +50°C



Product Details



Data Sheet

Article Number	Size	Power	LEDs	Beam Angle	CRI	AC Input	DC Output	SDCM	Efficiency (±5%)	Lumen Output
----------------	------	-------	------	------------	-----	----------	-----------	------	------------------	--------------

DLC 4.2 Standard Version

NSS-12-40W	302*1211mm	40W	260	120°	>80	100~277V	30~40V	<4	100lm/w	3800~4200lm
NSS-24-40W	602*602mm	40W	208	120°	>80	100~277V	30~40V	<4	100lm/w	3800~4200lm
NSS-24-60W	602*1211mm	60W	312	120°	>80	100~277V	30~40V	<4	100lm/w	5700~6300lm

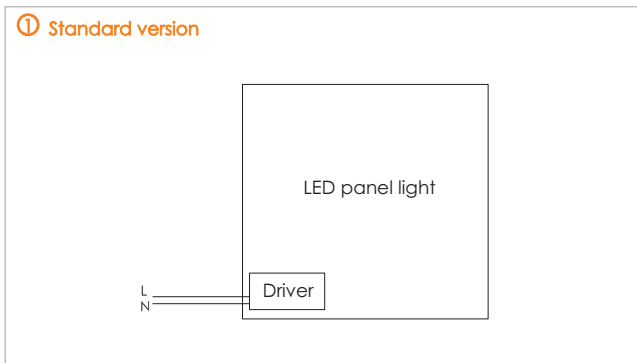
DLC 4.2 Premium Version

NSS-24-30W-PL	602*602mm	30W	260	120°	>80	100~277V	30~40V	<4	130lm/w	3750~4050lm
NSS-24-50W-PL	602*1211mm	50W	312	120°	>80	100~277V	30~40V	<4	130lm/w	6250~6750lm

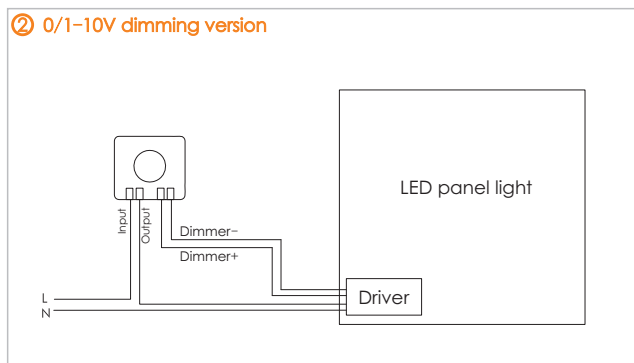
Different wattage can be customized

Flexibility

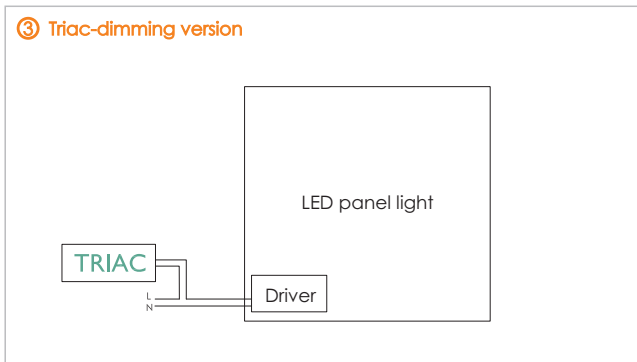
① Standard version



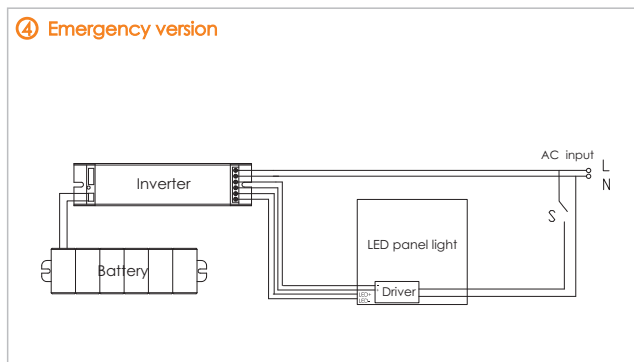
② 0/1-10V dimming version



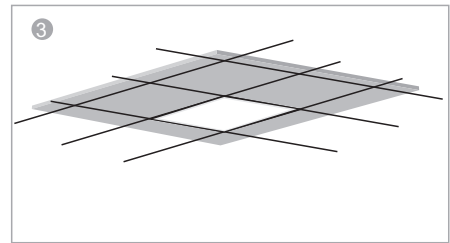
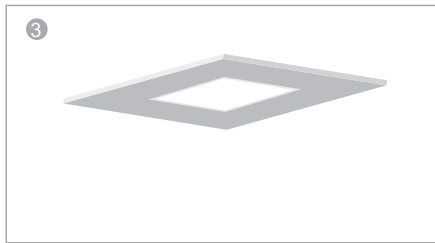
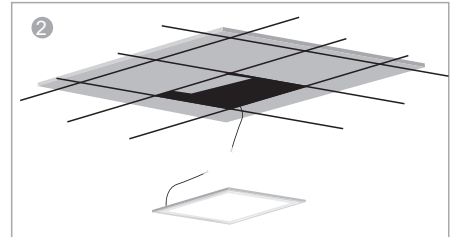
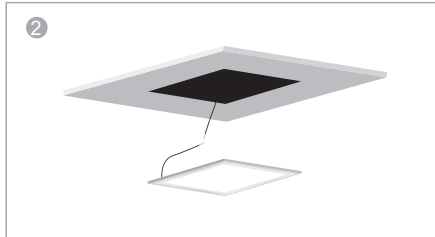
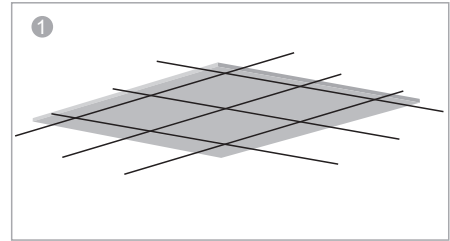
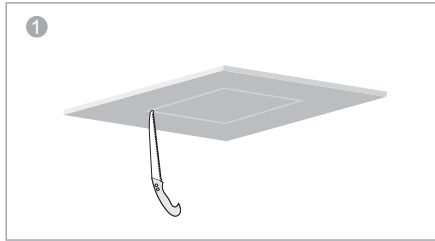

③ Triac-dimming version



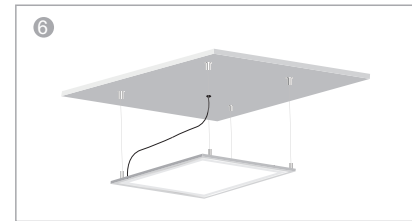
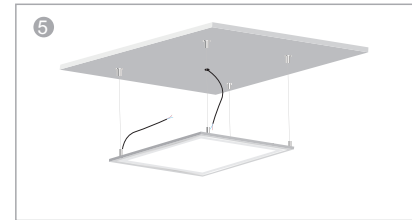
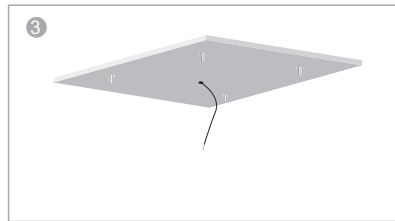
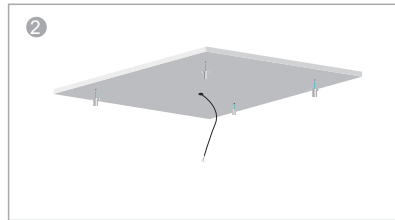
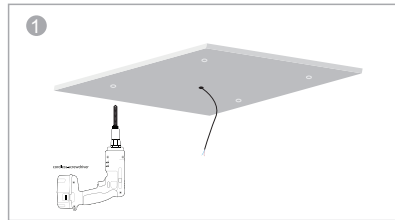

④ Emergency version



Recessed Installation


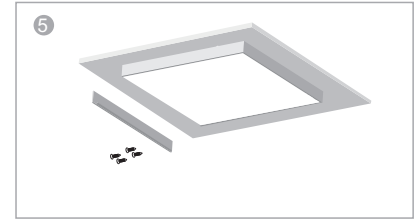
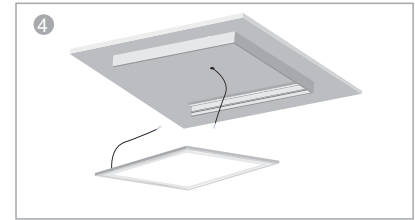
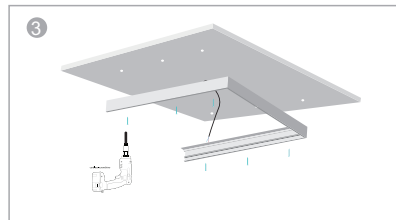
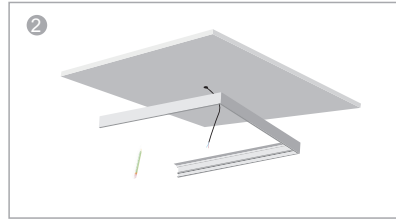




Suspended Installation



PLS NOTE: Recessed installation is NightSnipe standard configuration.
Suspended or surface mounted installation will be charged additionally by hanging ropes or mounted frame.

Ceiling mounted Installation



PLS NOTE: Recessed installation is NightSnipe standard configuration.
Suspended or surface mounted installation will be charged additionally by hanging ropes or mounted frame.

Package

Item code	Size	Carton Size	N.W./CTN	G.W./CTN	Maximum Loading of		
					20'GP	40'GP	40'HQ
NSS-12-40W	302*1211*10mm	130X300X440mm	14kg	18kg	249CTNs	510CTNs	561CTNs
NSS-24-40W NSS-24-30W-PL	602*602*10mm	680X300X700mm	14kg	18kg	228CTNs	472CTNs	540CTNs
NSS-24-60W NSS-24-50W-PL	602*1211*10mm	1300X300X740mm	28kg	35kg	132CTNs	274CTNs	312CTNs

